

# UNIQUELY DESIGNED FOR YOUR HOME


## Aritco HomeLift Datasheet 2025

We know every home is unique, and your home is a special place for you. You have picked every colour, every piece of furniture and every bit of decoration to create a home that is designed for your family, for your life and for your comfort.

Aritco HomeLift is designed to be that extra feature of your home. It is decorative and is a spectacular design feature, which makes your home unique. It provides you with that extra feeling of luxury, and it ignites the full potential of your home.

Accessible online via Aritco SmartLift.

For more information please visit [aritco.com](https://aritco.com)



 **ELEVÁRE**  
CERTIFIED PARTNER OF ARITCO

  
**ARITCO™**

**Elevare Indonesia**  
Cleon Park No.32, Jakarta  
Garden City Boulevard,  
Cakung, Jakarta Timur

**P** : +62 811-800-8012  
**E** : [admin@elevareindonesia.com](mailto:admin@elevareindonesia.com)  
**W** : [elevareindonesia.com](https://elevareindonesia.com)

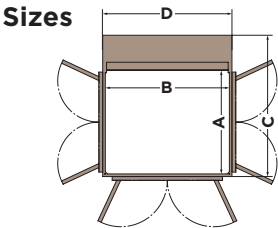
# Explore Aritco HomeLift



ARITCO LIFT 2024 SEP - English

## Key features and customization possibilities


Aritco HomeLift comes with luxury design features like the DesignWall, a backlit wall with selected art from prominent Scandinavian designers or you can select your own personal picture. The DesignLight, with state-of-the-art lighting that you can control via the SmartLift app. Select between white cool and warm light and colored light. The Ceiling has two light pattern to select from, Stars and Sphere. Walls can be delivered in clear or tinted glass, and for the clear glass with a Mesh or Diamond pattern. Choose from 9 floorings, 16 lift colors, 4 control panel colors and covering panels in wood or concrete look-a-like material. The lift is SmartLift enabled which means you also get live status information in the SmartApp and the maintenance provider can get access to a Fleet management system for remote monitoring and support of the lift. The SmartSafety system, with safety features that anticipate situations and prevent accidents.



MODEL	CARRIER SIZE (AxB)	EXTERIOR DIMENSIONS (CxD)	RATED LOAD
S5	600 x 830 mm	966 x 880 mm	250 kg / 2 persons
S8	1000 x 830 mm	1366 x 880 mm	250 kg / 3 persons
S9	1100 x 830 mm	1466 x 880 mm	250 kg / 3 persons
S12	1000 x 1200 mm	1366 x 1250 mm	400 kg / 5 persons
S15	1100 x 1400 mm	1466 x 1450 mm	400 kg / 5 persons

## DesignWall

Select a predefined or a personal picture



## Lift color



## Glass



## Floor



## Intended use

Installations in private homes  
Indoor installation environments

## Technical compliance

European Machine Directive 2006/42/EC  
European Standard EN 81-41

## Drive system

Patented screw-and-nut system

## Rated speed

Max 0.15 m/s inside Europe  
Max 0.30 m/s outside Europe

## Emergency lowering

Battery-powered

## Travel height

500 - 15 000 mm inside Europe  
500 - 18 000 mm outside Europe

## Top height

Min. 2 225 mm to 4 000 mm

## Number of floors

2 to 6 floors

## Installation

Recessed installation 37 mm below floor level  
Installed directly on the floor with a ramp

## Operation

Hold to run (press and hold)  
One-touch operation (press one time) for installations outside Europe

## Power supply

230 V 1-phase,  
400 V 3-phase

## Warranty

Aritco HomeLift comes with a 5-year product warranty and a 10-year drive technology warranty.

